
ROADS REVENUE BUDGET – 3rd QUARTER UPDATE

1. SUMMARY

- 1.1 This report follows on from the report presented at the December Area Committee, which provided information on road maintenance revenue activities being delivered in 2013/14.
- 1.2 This report details the current level of expenditure of the Roads Operations Revenue Budget.

2. RECOMMENDATION

- 2.1 That the Committee notes this report.

3 DETAIL

- 3.1 Members were presented with two reports earlier this financial year which provided information on the roads maintenance revenue budget. This third report follows a similar format and provides information on roads maintenance spend to the end of the 3rd Quarter.
- 3.2 As mentioned in the previous report, the Roads Operations Budget is proposed in line with the Roads Maintenance and Asset Management Plan (RAMP). The RAMP sets out the level of maintenance that is required, for each different roads maintenance activity, to properly maintain the road network; the three main criteria used for prioritising works are safety, serviceability and sustainability, with safety being the most important. As explained previously, the available revenue budget is currently insufficient to allow all of the required works to be fully undertaken.
- 3.3 Roads revenue expenditure is closely monitored by separating types of work into different 'activities'. This report is based solely upon financial information which has been collated through the 'Total' costing system. Budgetary figures provided in the Appendices to this report represent the current roads revenue annual budget and expenditure for the months of April to December i.e. the overall spend for the 1st, 2nd and 3rd quarters of the 2013/14 financial year.
- 3.4 Appendix 1a shows the overall roads maintenance budget for each area – budget adjustments have been highlighted. Appendix 1b provides detailed information on adjustments made in Q3 to individual activity budgets. As we progress through the financial year, the number of activity adjustments can be seen to increase – it should be noted that overall budgets for each of the four areas have not been adjusted. Appendix 1c provides information on percentage spend for each area – in previous reports, information in this table was reported as separate 'Area' and 'Centrally' managed budgets; for ease of reference, budgets (apart from 'bridges', cattle grids, summer stand-by and street lighting-related apparatus) have been combined i.e. the 'centrally managed' part of the budget has been combined with the 'Area' budget to give a more realistic view of spend in each Area.

- 3.5 In order to show what level of service can be provided for each activity, the unit rate (cost) has been estimated for undertaking units of work i.e. a square metre of patching or a metre of ditch cleaned. In this report – Appendix 1d - the budget spent for each activity has been divided by the estimated unit rate for that activity to give the amount of work that would be expected to have been achieved within that budget spend. Using estimated rates, the overall and annual cost for a service in line with the RAMP can be calculated. The table in Appendix 1d details the targeted quantity as set out in the RAMP and the estimated quantity to the end of the 2nd Quarter. The table demonstrates the difference between what can be achieved with the available budget and the desired quantity set out in the RAMP.
- 3.6 Appendix 1e shows graphically how some of the main work activities are progressing in financial terms. Budget profiles are set for each budget line and are used to manage actual expenditure against available budget. Appropriate action has been taken over the financial year to achieve a level of satisfactory performance, whilst ensuring that we work within the available budget. Graphs show ‘target’ spend versus ‘actual and re-profiled’ spend.

4 CONCLUSION

- 4.1 This report provides Members with a financial update on the roads revenue maintenance budget. Further quarterly reports will continue to be presented to Members at future Area Committees.

5 IMPLICATIONS

- | | | |
|-----|------------------------------------|--|
| 5.1 | Policy | Works assessed and carried out under the current Roads Asset Management and Maintenance Plan |
| 5.2 | Financial | The available Roads revenue budget is below that required in terms of the RAMP. |
| 5.3 | Personnel | Roads revenue maintenance works are delivered by both Roads Operations and Amenity Operatives. |
| 5.4 | Equalities
Impact
Assessment | None |
| 5.5 | Legal | None |
| 5.6 | Risk | Deterioration of road network if budget not spent effectively. |
| 5.7 | Customer Service | Maintains service level commitment set out in Service Plan. |

6. APPENDICES

- | | |
|-------------|---|
| Appendix 1a | Roads revenue maintenance budget for all Areas. |
| Appendix 1b | Adjustments to budgets at end of Q3. |

- Appendix 1c Revenue maintenance budget for each area and current level of spend.
- Appendix 1d 3rd Quarter spend and estimate of percentage of target quantity achieved.
- Appendix 1e Graphs of 'spend versus target' on an activity basis.

Jim Smith
Head of Roads & Amenity Services
14 January 2014

For further information contact: Stewart Clark, Roads Performance Manager,
Tel: 01546 604893

APPENDICES

Roads Revenue Maintenance Budget 2013 to 2014

Activity	Activity Description	Mid Argyll	Kintyre	Islay	MAKI	Lorn	Mull	OLI	Bute	Cowal	B&C	H&L	All	Total
0701	Bridges	£0	£0	£0	£0	£0	£0	£0	£0	£0	£0	£0	£225,000	£225,000
1002	Cycleway Patching	£0	£0	£0	£0	£0	£0	£0	£0	£0	£0	£0	£0	£0
2001	Bounday Fences/Walls	£0	£0	£0	£0	£0	£0	£0	£0	£0	£0	£0	£0	£0
2101	Pedestrian Guardrails	£0	£0	£0	£0	£0	£0	£0	£0	£0	£0	£0	£0	£0
2201	Traffic Signals	£0	£0	£0	£0	£0	£0	£0	£0	£0	£0	£0	£30,000	£30,000
2501	Sweeping and Cleaning	£0	£0	£0	£0	£0	£0	£0	£0	£0	£0	£0	£0	£0
3201	Emergency Incidents	£4,300	£4,300	£4,300	£12,900	£12,740	£5,160	£17,900	£0	£9,890	£9,890	£7,310	£0	£48,000
3202	Summer Standby	£7,667	£7,667	£7,666	£23,000	£7,800	£5,200	£13,000	£0	£14,000	£14,000	£20,000	£13,000	£83,000
0000	Unallocated	£0	£0	£0	£0	£0	£0	£0	£0	£0	£0	£0	£0	£0
0501	Patching	£154,910	£166,909	£71,909	£393,728	£213,448	£105,298	£318,746	£109,927	£244,164	£354,091	£255,546	£0	£1,322,111
0502	Potholing	£30,000	£28,000	£125,000	£183,000	£182,000	£91,000	£273,000	£27,600	£44,400	£72,000	£58,000	£0	£586,000
0801	Cattle Grids	£0	£0	£0	£0	£0	£0	£0	£0	£0	£0	£0	£30,000	£30,000
1001	Footways/Kerbs	£2,500	£2,500	£2,500	£7,500	£4,500	£3,000	£7,500	£21,725	£26,025	£47,750	£29,250	£0	£92,000
1301	Remedial Earthworks	£0	£0	£0	£0	£0	£0	£0	£0	£0	£0	£0	£0	£0
1401	Drainage/Culverts	£9,500	£18,500	£19,500	£47,500	£57,100	£21,400	£78,500	£6,555	£15,295	£21,850	£66,150	£0	£214,000
1402	Drainage/Ditches	£45,000	£48,000	£70,000	£163,000	£96,000	£61,000	£157,000	£31,050	£72,450	£103,500	£76,500	£0	£500,000
1601	Scrub/Tree Maintenance	£13,000	£13,000	£13,000	£39,000	£23,400	£9,600	£33,000	£8,970	£20,930	£29,900	£27,100	£0	£129,000
1701	Road Markings/Studs	£7,000	£15,000	£15,000	£37,000	£20,000	£0	£20,000	£5,000	£30,000	£35,000	£25,000	£0	£117,000
2301	Traffic Signs	£6,500	£6,500	£6,500	£19,500	£19,165	£24,285	£43,450	£5,000	£10,000	£15,000	£11,050	£0	£89,000
2311	Illuminated Bollards	£0	£0	£0	£0	£0	£0	£0	£0	£0	£0	£0	£5,000	£5,000
2401	Vehicle Safety Fence	£9,000	£1,000	£1,000	£11,000	£1,800	£1,200	£3,000	£690	£1,610	£2,300	£1,700	£0	£18,000
2411	Street Name Plates	£400	£400	£400	£1,200	£720	£480	£1,200	£0	£920	£920	£680	£0	£4,000
Roads		£289,777	£311,776	£336,775	£938,328	£638,673	£327,623	£966,296	£216,517	£489,684	£706,201	£578,286	£303,000	£3,492,111
1501	Grass Cutting	£24,500	£24,500	£24,500	£73,500	£44,100	£19,400	£63,500	£6,905	£39,445	£46,350	£46,650	£0	£230,000
1503	Weed Spraying	£4,000	£4,000	£4,000	£12,000	£14,000	£6,000	£20,000	£8,000	£4,000	£12,000	£20,000	£0	£64,000
Amenity		£28,500	£28,500	£28,500	£85,500	£58,100	£25,400	£83,500	£14,905	£43,445	£58,350	£66,650	£0	£294,000
0503	Jet Patcher	£87,000	£65,000	£50,000	£202,000	£59,000	£98,000	£157,000	£34,850	£104,650	£139,500	£55,500	£0	£554,000
1801	Gully Emptying	£14,000	£14,000	£4,000	£32,000	£40,200	£3,800	£44,000	£9,660	£47,540	£57,200	£43,800	£0	£177,000
Fleet		£101,000	£79,000	£54,000	£234,000	£99,200	£101,800	£201,000	£44,510	£152,190	£196,700	£99,300	£0	£731,000
		£419,277	£419,276	£419,275	£1,257,828	£795,973	£454,823	£1,250,796	£275,932	£685,319	£961,251	£744,236	£303,000	£4,517,111
													Budget	£4,517,111

- Budget Adjusted (See separate table for budget adjustments)

Roads Revenue Maintenance Budget 2013 to 2014 – Adjustments at end of Q3

Activity		Area	Budget prior to Adjustment	Latest Budget Adjustment	New Revised Budget	Overall effect on Area Budget	Comments
10.01	Footways and kerbs	Bute	£1,725	£20,000	£21,725		Reflects spend on footways. Reduced spend on jet-patching and savings on grass cutting.
05.03	Jetpatcher		£44,850	-£10,000	£34,850		
15.01	Grass-cutting		£16,905	-£10,000	£6,905	£0	
10.01	Footways and kerbs	Cowal	£4,025	£22,000	£26,025		Reflects spend on footways and gully emptying. Reduced spend on patching and potholing.
18.01	Gully emptying		£22,540	£25,000	£47,540		
05.01	Patching		£271,164	-£27,000	£244,164		
05.02	Potholing		£64,400	-£20,000	£44,400	£0	
05.01	Patching	Mid Argyll	£166,910	-£12,000	£154,910		Increased jet-patcher spend in Mid Argyll balanced by reduced patching and potholing budget.
05.02	Potholing		£40,000	-£10,000	£30,000		
05.03	Jetpatcher		£65,000	£22,000	£87,000	£0	
05.02	Potholing	Kintyre	£40,000	-£12,000	£28,000		Reduced potholing spend in Kintyre balances increased spend on drainage.
14.01	Drainage - Culverts		£9,500	£9,000	£18,500		
14.02	Drainage - Ditches		£45,000	£3,000	£48,000	£0	
05.01	Patching	Islay	£116,909	-£45,000	£71,909		Increased spend on potholing and drainage activities on Islay compensated by reduced spend on patching, jet-patching and gully emptying.
05.02	Potholing		£90,000	£35,000	£125,000		
14.01	Drainage - Culverts		£9,500	£10,000	£19,500		
14.02	Drainage - Ditches		£45,000	£25,000	£70,000		
05.03	Jetpatcher		£65,000	-£15,000	£50,000		
18.01	Gully emptying		£14,000	-£10,000	£4,000	£0	

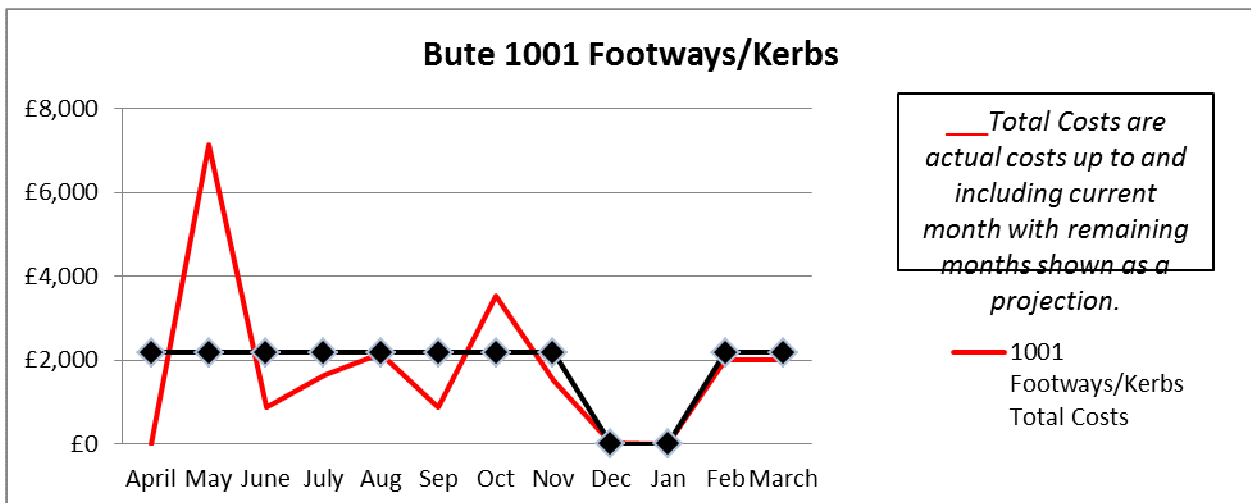
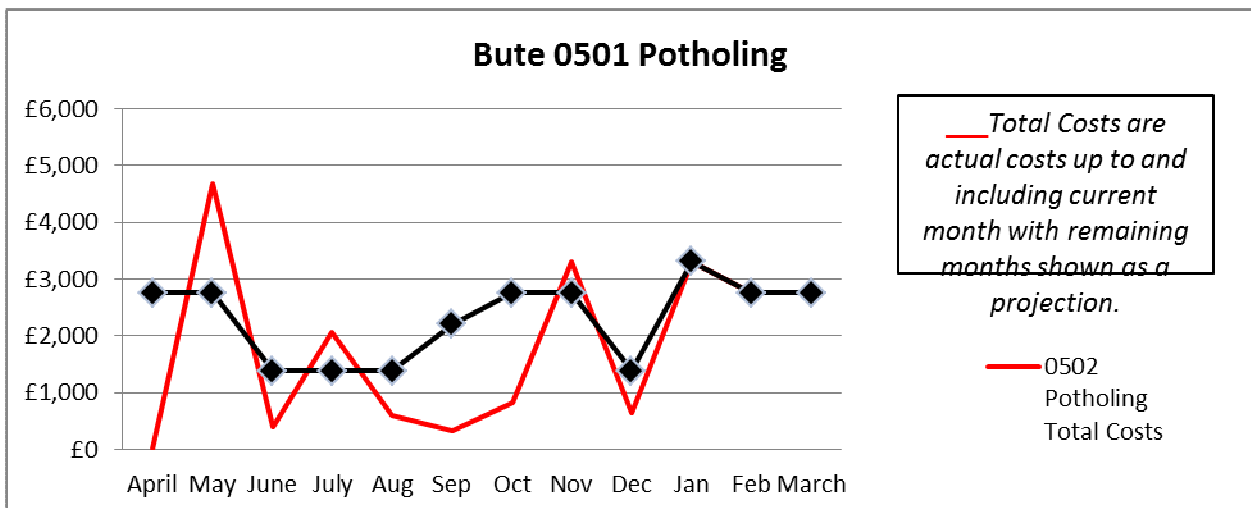
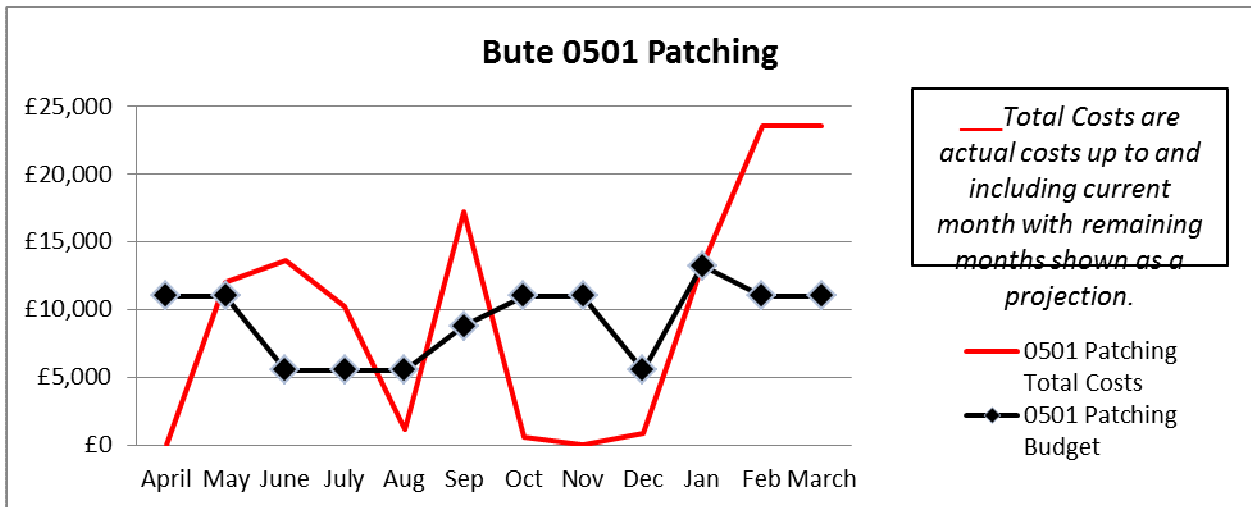
Roads Revenue Maintenance Budget 2013 to 2014 – Adjustments at end of Q3

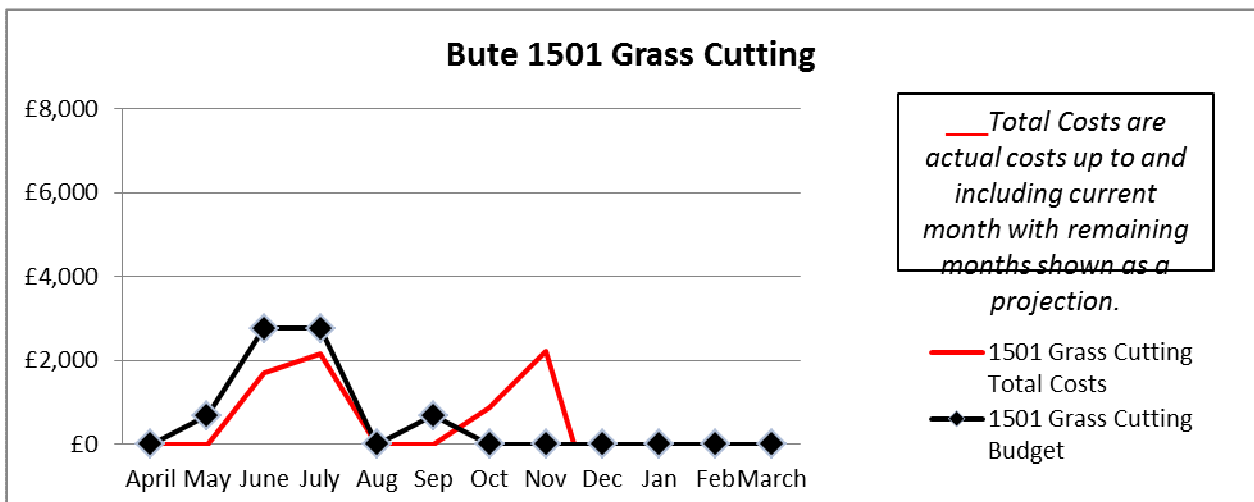
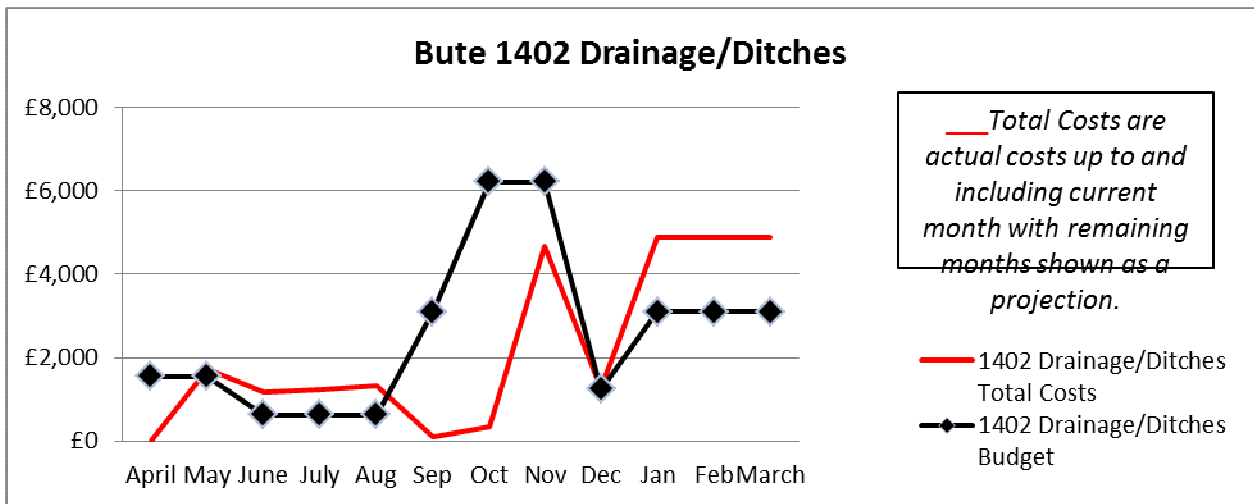
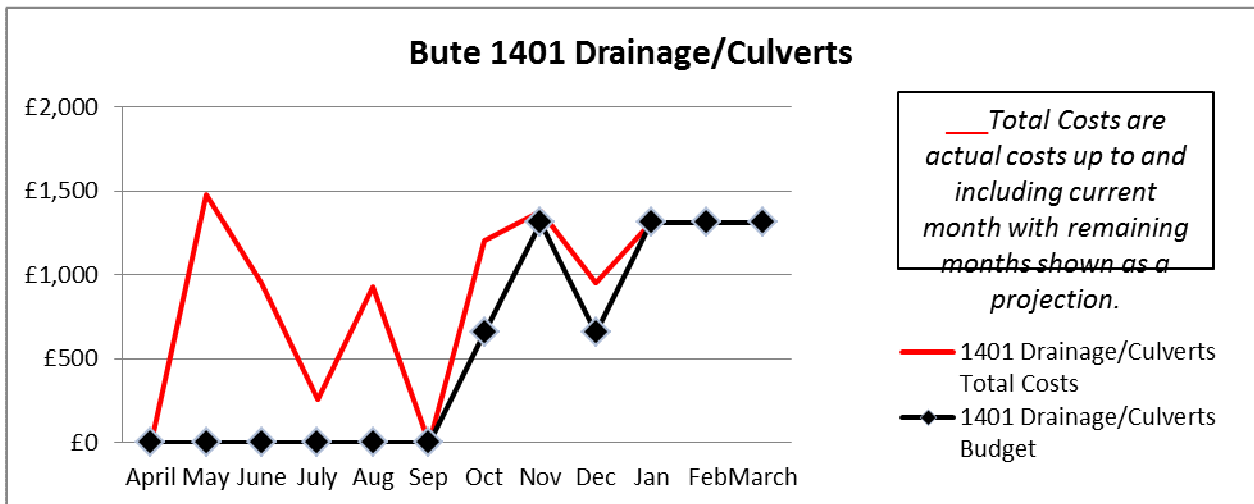
Activity		Area	Budget prior to Adjustment	Latest Budget Adjustment	New Revised Budget	Overall effect on Area Budget	Comments
10.01	Footways and kerbs	Lomond	£4,250	£25,000	£29,250		Increased spend on footways, drainage, grass-cutting and scrub in Lomond compensated by reduced spend on Jet-patcher, patching, potholing and road markings.
14.01	Drainage - Culverts		£16,150	£50,000	£66,150		
15.01	Grass-cutting		£41,650	£5,000	£46,650		
16.01	Scrub		£22,100	£5,000	£27,100		
05.03	Jetpatcher		£110,500	-£55,000	£55,500		
05.01	Patching		£270,546	-£15,000	£255,546		
05.02	Potholing		£68,000	-£10,000	£58,000		
17.01	Road Markings		£30,000	-£5,000	£25,000	£0	
05.01	Patching	Lorn	£233,448	-£20,000	£213,448		Overall £39,000 over-spend in Lorn forecast. Increased spend on potholing, drainage and gully-emptying compensated by reduced spend in Mull and reduced spend on patching, signage and jet-patching in Lorn.
05.02	Potholing		£122,000	£60,000	£182,000		
14.01	Drainage - Culverts		£17,100	£40,000	£57,100		
14.02	Drainage - Ditches		£81,000	£15,000	£96,000		
23.01	Road Traffic Signs		£32,165	-£13,000	£19,165		
05.03	Jetpatcher		£117,000	-£58,000	£59,000		
18.01	Gully emptying		£25,200	£15,000	£40,200	£39,000	
05.01	Patching	Mull	£162,298	-£57,000	£105,298		Overall saving of £39,000 on Mull to balance forecast spend in Lorn.
05.02	Potholing		£78,000	£13,000	£91,000		
14.01	Drainage - Culverts		£11,400	£10,000	£21,400		
14.02	Drainage - Ditches		£54,000	£7,000	£61,000		
16.01	Scrub		£15,600	-£6,000	£9,600		
17.01	Road Markings		£10,000	-£10,000	£0		
23.01	Road Traffic Signs		£17,285	£7,000	£24,285		
15.01	Grass Cutting		£29,400	-£10,000	£19,400		
05.03	Jetpatcher		£78,000	£20,000	£98,000		
18.01	Gully emptying		£16,800	-£13,000	£3,800	-£39,000	

Roads Revenue Maintenance Budget – Bute and Cowal
End of 3rd Quarter Spend and Estimate of Percentage of Target Achieved

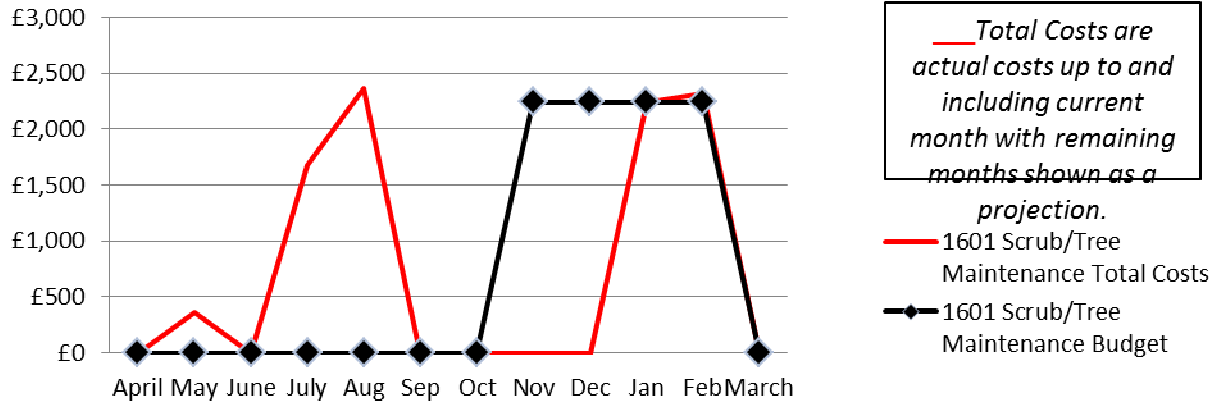
			B & C 2013/14					Asset:-
Funding	Activity	Unit	Spend to Date	Estimated Works Quantity	% of Asset Management Plan achieved	Target Unit Rate	Target Quantity (from Asset Management Plan)	Inventory Quantity
R10	0501 Patching	sq.m	£ 207,784.00	6812.59	34.52%	£ 30.50	19734.70	1,973,470.00
	0502 Potholing	n/a	£ 37,531.00					
	1001 Footways Resurfacing	sq.m	£ 43,970.00	2378.66	96.00%	£ 18.49	2477.87	166,799.84
	1401 Drainage Culverts	no.	£ 55,270.00	1419.00	73.93%	£ 38.95	1919.33	3,384.00
	1402 Drainage Ditches	m	£ 26,049.00	14634.27	19.19%	£ 1.78	76250.42	298,972.00
	1501 Grasscutting	m	£ 35,999.00	1098423.52	36.23%	£ 0.03	3032116.00	2,599,637.00
	1503 Weedkilling	sq.m	£ 12,864.00	102912.00	41.75%	£ 0.13	246500.00	346,500.00
	1601 Scrub / Tree Maintenance	n/a	£ 15,426.00					
	2301 Traffic Signs	no.	£ 13,370.00	152.70	138.31%	£ 87.56	110.40	1,035.00
	Totals		£ 448,263.00					

BUTE

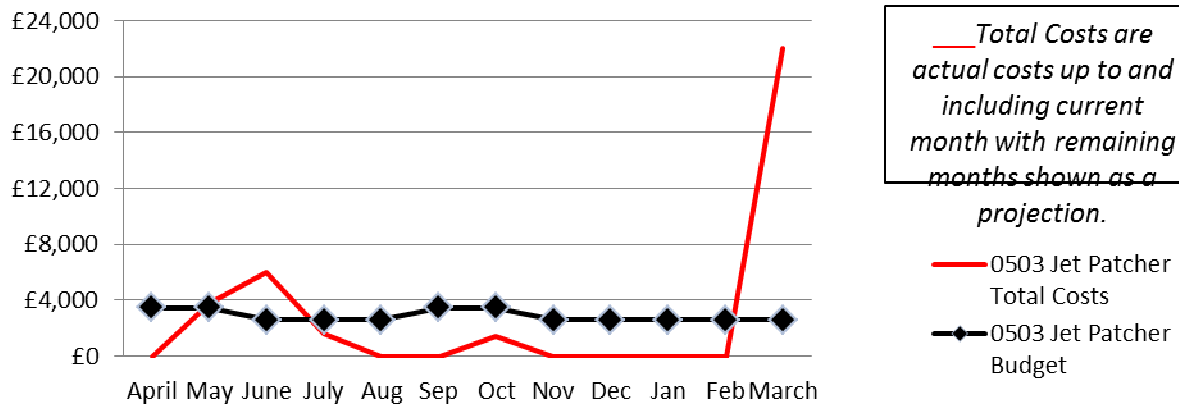




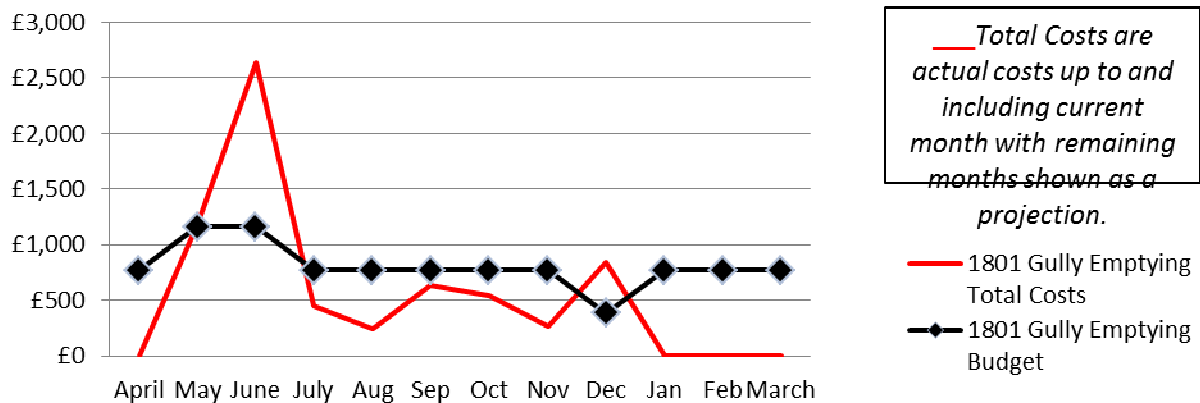
Bute 1601 Scrub/Tree Maintenance

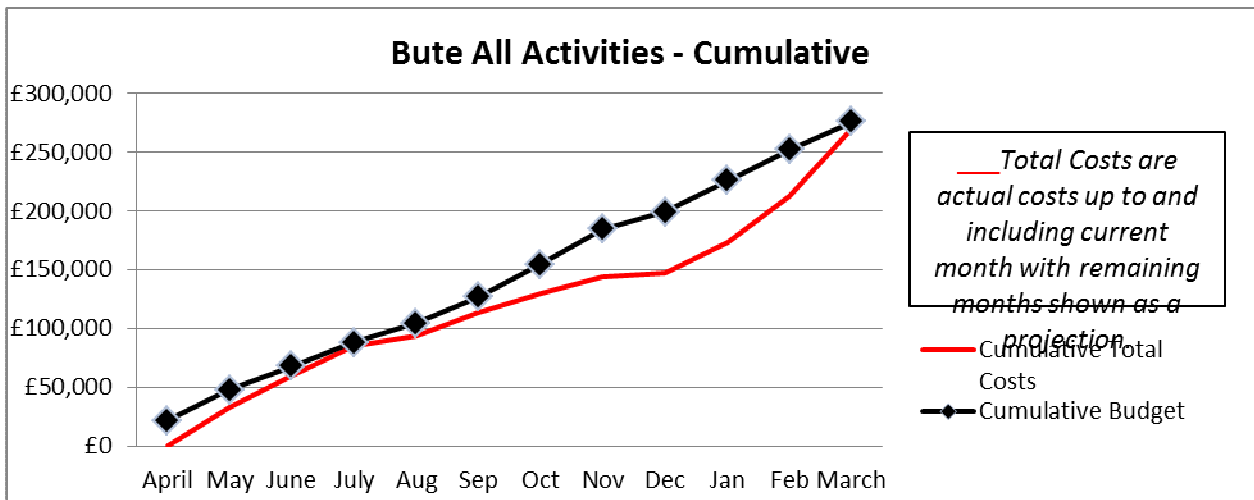
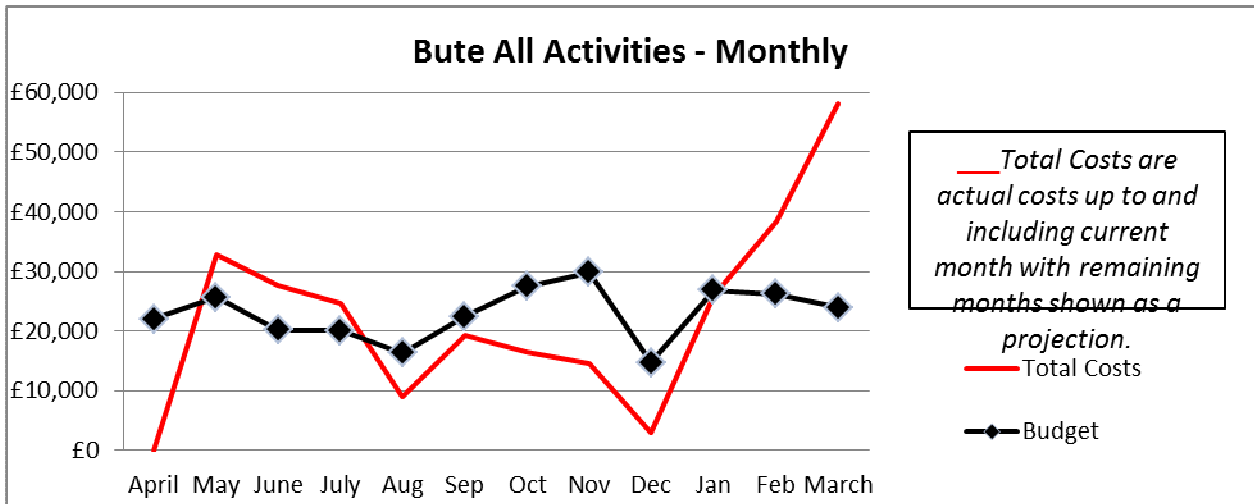


Bute 0503 Jet Patcher

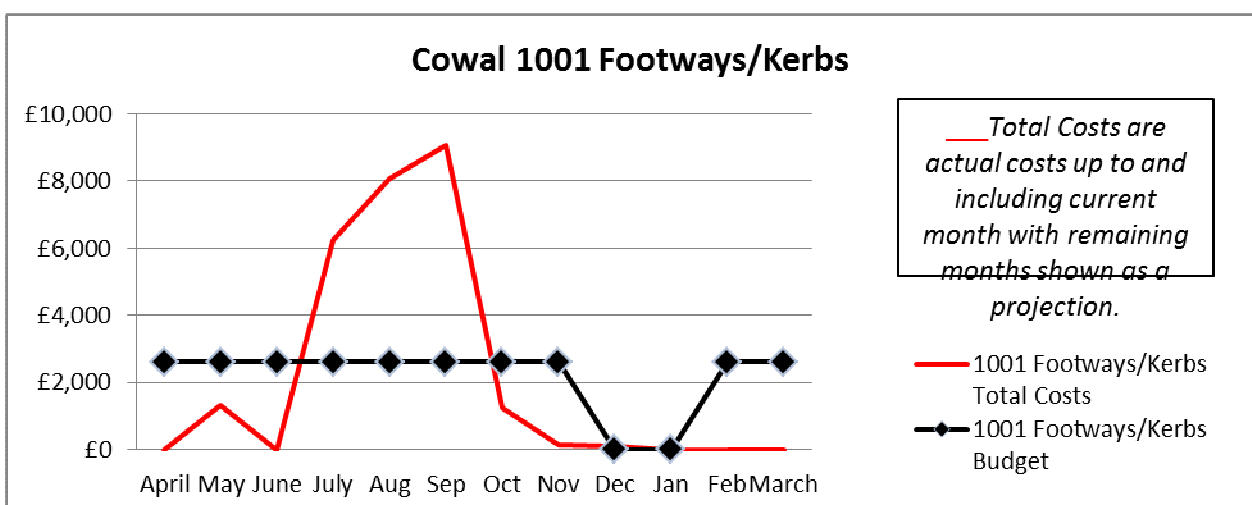
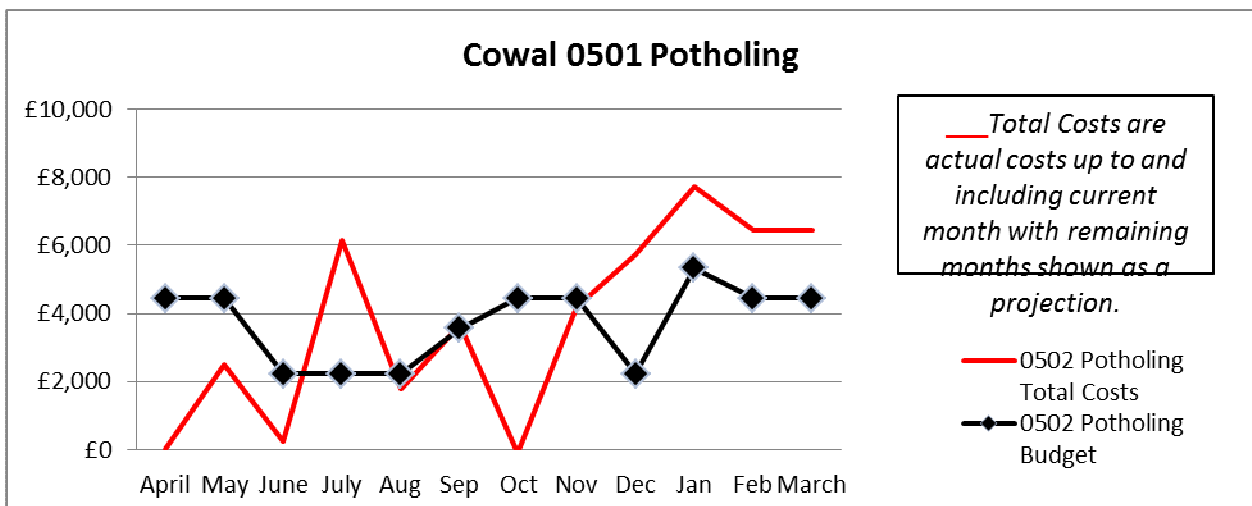
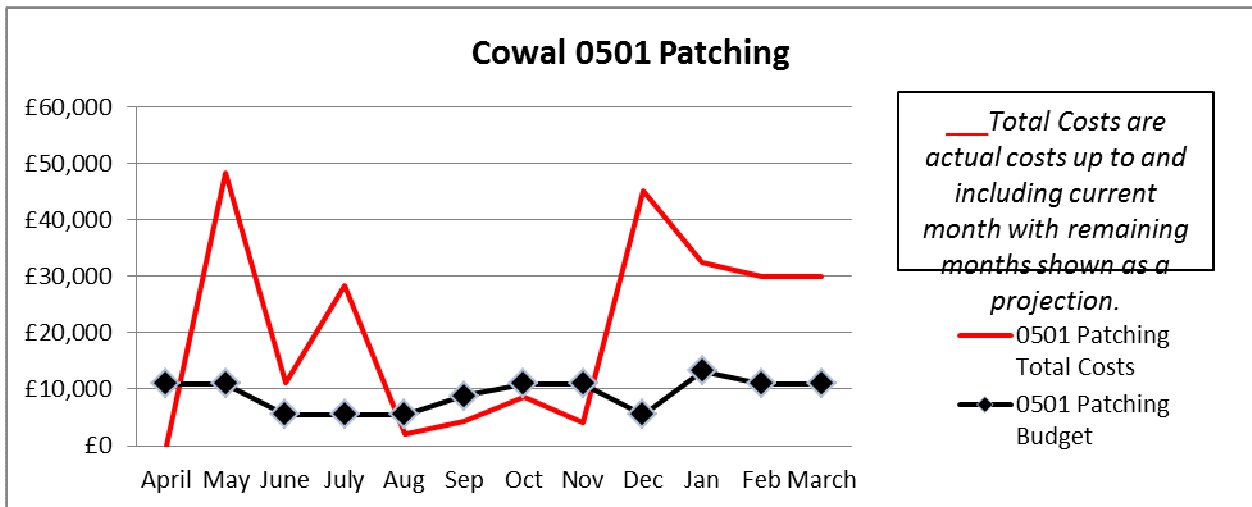


Bute 1801 Gully Emptying

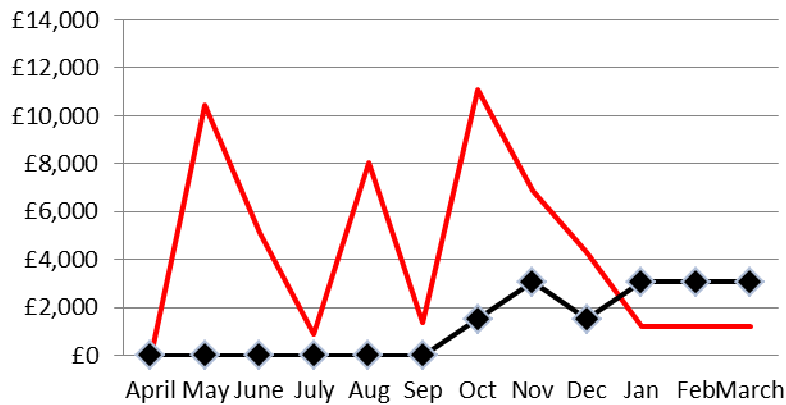




COWAL



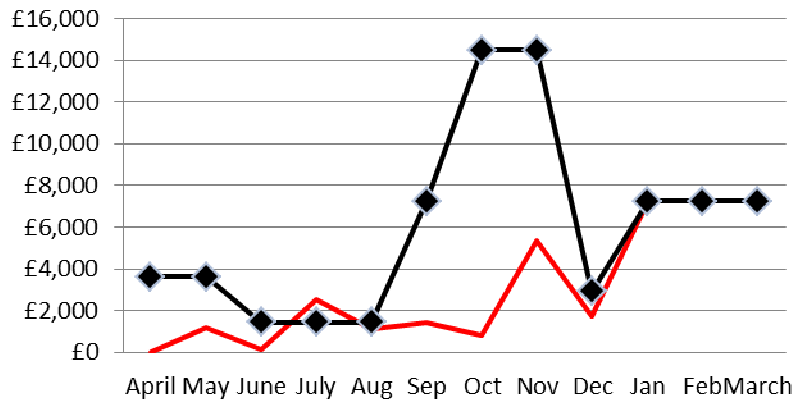
Cowal 1401 Drainage/Culverts



— Total Costs are actual costs up to and including current month with remaining months shown as a projection.

— 1401 Drainage/Culverts Total Costs

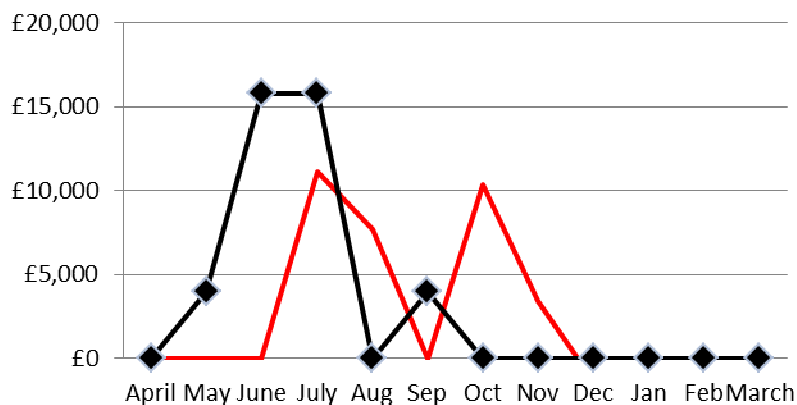
Cowal 1402 Drainage/Ditches



— Total Costs are actual costs up to and including current month with remaining months shown as a projection.

— 1402 Drainage/Ditches Total Costs

Cowal 1501 Grass Cutting



— Total Costs are actual costs up to and including current month with remaining months shown as a projection.

— 1501 Grass Cutting Total Costs

◆ 1501 Grass Cutting Budget

